



# 4.5W Durable LED MR16 Downlighter

4.5W

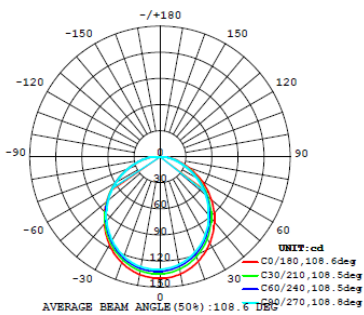
## Applications:

Residential and Commercial Applications.


- Thermally tested pure aluminium housing designed to dissipate heat away from the LEDs a lot quicker than PC housing
- Available in a dimmable option helping to create the perfect atmosphere for your setting.
- Premium LED lamp with a rated life of up to 30 000hrs.
- Frosted styled diffuser with a wide 120° beam angle allowing for maximum coverage.
- High CRI>80 rendering true colours – Extremely good for Kitchens.
- The ideal lamp for demanding applications and for those who want hassle free illumination.

Product Performance	
<b>Wattage</b>	4.5W
<b>Colour Temperature &amp;</b>	6000K <b>D023</b>   3000K <b>D024</b>   4000K <b>D025</b>
<b>Operating Temperature</b>	-10~40°C
<b>Life Span/ LB Rating</b>	L70B50@25 000HRS
<b>IP Rating</b>	IP20
<b>LED Driver</b>	PioLED High Spec Driver
<b>Beam Angle</b>	120°
<b>Input Voltage</b>	12V
<b>Surge Protection</b>	1kV
<b>CRI</b>	>83
<b>Lumen Output</b>	400
<b>Lumen Efficiency</b>	85lm/w
<b>LED Chips</b>	2835 Sanan
<b>LED Chips Qty</b>	24
<b>Dimmable</b>	No
<b>Dimmable Range</b>	-
<b>(Dali/Trailing/Leading)</b>	-
Physical Characteris-	
<b>Weight (g)</b>	28.7
<b>Housing Material</b>	Aluminum
<b>Product Dimensions</b>	50*52mm
<b>Cable Length</b>	-
<b>Mounting Option</b>	MR16
<b>Bracket Material</b>	-

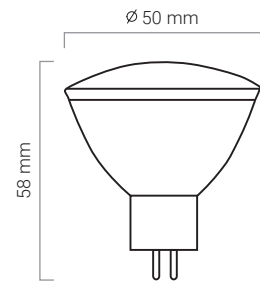
## Luminous Intensity Distribution Diagram



## Packaging



## Dimension Drawing



## Technical Parameters

<b>Input Current</b>	570mA
<b>Output Voltage</b>	9V
<b>Humidity</b>	80%
<b>Frequency</b>	50/60Hz
<b>Output Current</b>	460mA
<b>IES (Yes or No)</b>	Yes
<b>Regulatory Qualifications</b>	
<b>Class Rating</b>	Class II
<b>Energy Efficiency</b>	A
<b>Certification</b>	CE, EMC, RoHS, ISO9001
<b>Accessories</b>	
<b>Optional accessories</b>	---
<b>Packaging info</b>	
<b>Storage Temp</b>	-20°C~+80°C
<b>Carton Size (cm)</b>	28*28*30
<b>QTY/CTN</b>	100
<b>Net Weight</b>	4.3
<b>Gross Weight</b>	4.8